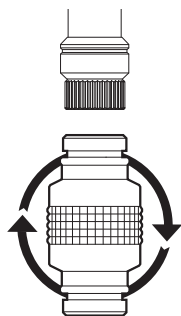


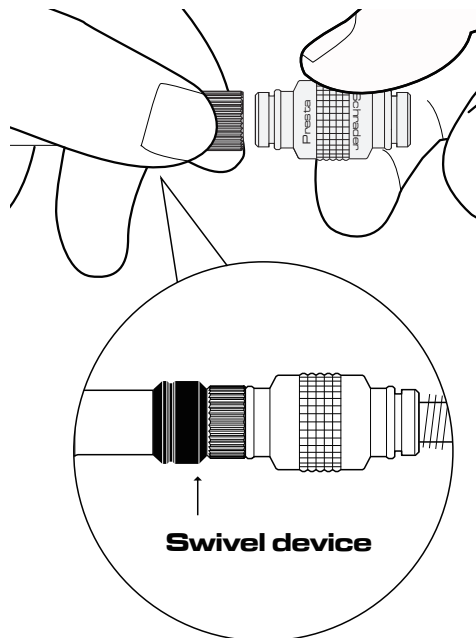
ROAD 160 psi / 11 bar

MTB 90 psi / 6.2 bar

Presta / Schrader

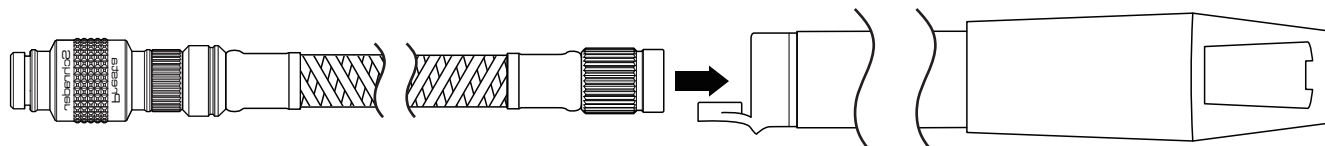


Threaded



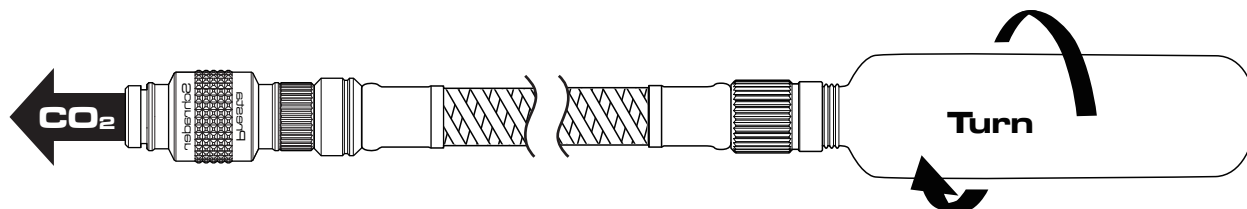
Instructions of use :

- Attach hose to the rear end of Infinite or to a CO2 cartridge.



- When used with CO2:

Turn the cartridge clockwise to puncture and close the valve; counter-clockwise to open the valve and release CO2.
Compatible with all threaded CO2 cartridges.



Caution :

- Please tightly screw the CO2 cartridge onto the valve head before inflation.
- DO NOT unscrew the cartridge during use and before it is empty.
- Handling CO2 cartridges with bare hands may lead to personal injury; hold on to the neoprene grip for support.
- Please refrain from lubrication attempts.